


Dear Students,

Below you will find two books from which you may choose for your summer reading project. Please use one (1) book and complete your project using the pages attached. Please read the directions carefully. The completed assignment must be turned into your 4th grade teacher during the first week of school. Happy reading, and have an amazing summer break!

Ms. Satchell

Please choose one of the following books;

“Because of Winn-Dixie” by Kate DiCamillo







OR

“Shiloh” by Phyllis Reynolds Naylor



file folder Book Report Project

with an editable rubric



File Folder Book Report

Directions

Front Cover

Design a "Movie Poster" that represents your book. You can choose one of the most exciting and interesting scenes or feature the main characters from the book. Include a "Rotten Tomatoes" review somewhere on the poster. Make sure to include the title of the book and the author's name. It should be neat, creative and attractive.

Summary

Think of the most important parts of the story. Write a summary that includes the main characters, the setting, the problem, important events in the plot and how the story all comes to an end. Summary should be 5 paragraphs.

Book Critique

Everyone always says, "Don't judge a book by its cover." Now it's your chance to be the judge. Give your novel an overall rating. Is it a five star read or were you unimpressed? Do you recommend this book to a friend or should they avoid it? Either way, give your critique of the book. Persuade your friends to give it a read or not. Book Critique should be 2 paragraphs explaining why you liked the book, or why you didn't.

Theme


The theme of a story is the message the author sends to the reader. What was the theme of your novel? What evidence can you include to prove this was the theme? Remember one piece of evidence would not be enough to explain the theme. Theme should be 1 paragraph.

Favorite Scene

What was your favorite part of the book? Draw a picture to represent the scene. Below the illustration, write a descriptive caption. Favorite scene should be 1 paragraph.

Don't forget to indent!

Front Cover





Summary


A large rectangular area with rounded corners, enclosed by a thick black border. The top portion of the area is occupied by the 'Summary' title. Below the title, the area is divided into 12 horizontal lines, providing a space for writing the summary. The corners of the page are decorated with stylized, hand-drawn patterns resembling sunbursts or flower petals, each accompanied by small dots.



Book Critique



Theme



Favorite Scene

File Folder Book Report Rubric



Name of Student: _____

Title of Book: _____

	Possible Points	Points Earned
5P	Front Cover- The "Movie Poster" includes the title and the author's name. A "Rotten Tomatoes" review is included. The cover is neat and attractive.	
2P	Summary- The summary includes the main characters, the setting, problem, the plot and the solution.	
1P	Book Critique- The critique tells your opinion about the book. It provides reasons to support your opinion.	
1P	Theme- The theme is explained with multiple pieces of evidence from the text.	
1P	Favorite Scene- The favorite scene is drawn and a description is provided below.	
	Correct grammar, spelling, and punctuation are used.	
	Turned in on time, neat and presentable	
	Total Points	100

P = Paragraph

* Please note the number of Paragraphs (P) for each part of the project.