

Helpful Websites

- arbookfind.com
- abcya.com
- starfall.com
- readingrockets.org
- starfall.com
- storylineonline.net


Helpful Tips

- Take trips to the library.
- Meet the authors or read about them.
- Read series together.
- Read in front of your children.



Accelerated Reader

- STAR Testing-measures reading comprehension
- Diagnostic Report-results from the STAR Test
- Scaled Score (SS)-The scaled score is figured based on the difficulty of the questions as well of the number of questions that were correct (Scale range of 0-1400).
- Percentile Rank (PR)- The percentile rank allows students to be compared to other students nationally that are in the same grade.
- Grade Equivalent (GE) -The grade equivalent represents how a student does compared to other students nationally.
- Zone of Proximal Development (ZPD)- This is the range of readability which a student should be required to select books. Reading in this range provides students with the optimal opportunity to maximize reading growth.



Christ Fellowship Academy

RAISING READERS




Presented By:

Debbie Estevill

► Why is Reading Important?

- ⇒ Fundamental to functioning in our daily life
- ⇒ Helps develop a good self-image
- ⇒ Develops your mind like a muscle
- ⇒ Builds knowledge and imagination
- ⇒ It is the building blocks of life



How Can I help with Oral Reading?

Use "Good Fit" books

- *Choose books that they enjoy
- *Their grade level

Understand the terms of fluency

- ***Phrasing**-read smoothly, not like a robot
- ***Expression**-read with feelings keeping character in mind
- ***Rate**-read like we talk (not too fast or too slow)
- Punctuation**-brief stop at periods and pause at commas
- ***Accuracy**-reading words correctly pause at commas

Decoding-apply the knowledge of letter sound formation and letter patterns to correctly sound words out.

Word Strategies- use flashcards, a journal, sticky notes, to write down unfamiliar words. Use dictionary.com to hear the pronunciation.

Tracking- Encourage them to follow first with their finger, then a book-marker, and lastly their eyes.

Read Together-Share (taking turns)
Choral (together)
Echo (you read, then they repeat)


How Can I help with Reading Comprehension?

Ask questions-connect prior knowledge to the learning process, predict, make educated guesses, etc.


Paint a picture-Create images of what is being said.

Find textual cues and text organization- to help understand what is read.

Summarize-periodically have your child explain what is happening in the story and give the main idea at the end.



QUESTIONS



destevill@cfacademy.org